

Delaware State University is a public, comprehensive, 1890 land-grant institution. The mission of the University is to provide for the people of Delaware and others who are admitted, meaningful and relevant education that emphasizes both the liberal and professional aspects of higher education. Within this context, the University provides educational opportunities to all qualified citizens of this state and other states at a cost consistent with the economic status of the students as a whole. While recognizing its historical heritage, the University serves a diverse student population with a broad range of programs in instruction, service, and research, so that its graduates will become competent, productive and contributing citizens.

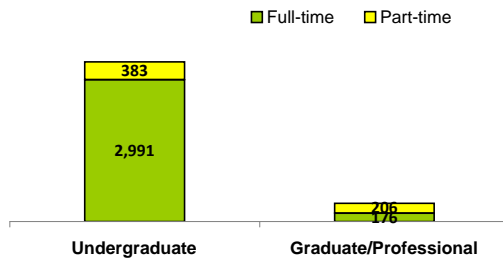
Student Characteristics (Fall 2007)

[More](#)

TOTAL NUMBER OF STUDENTS

3,756

Student Level and Enrollment Status



Undergraduate Success and Progress Rate

Data used to build graph and table are not yet available

UNDERGRADUATE PROFILE

Total **3,374**

Gender

Women	1,997	59%
Men	1,377	41%

Race/Ethnicity

African American / Black	2,583	77%
American Indian / Alaskan Native	4	0%
Asian / Pacific Islander	22	1%
Hispanic	60	2%
International	2	0%
White	388	11%
Race/Ethnicity Unknown	315	9%

Geographic Distribution (Degree-Seeking)


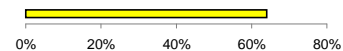
Delaware	45%
Other US States & Territories	55%
Other Countries	0%

Age (Degree-Seeking)

Average Age	21
Percent of Undergraduates Age 25 or Older	24%

Retention of Fall 2006 First-Time, Full-time Students

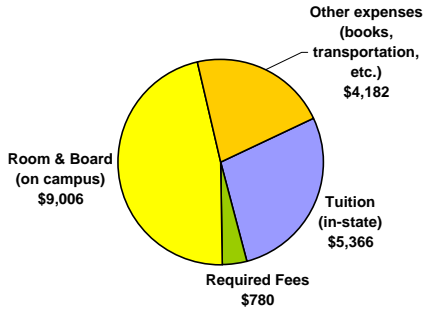
Return for Fall 2007



One of the strengths of U.S. higher education is the broad range of diverse institutions, each with its own distinctive mission. We encourage you to check out college web sites and visit campuses to get a more complete picture of the opportunities available to you!

Costs of Attendance and Financial Aid [More](#)

Typical Undergraduate Costs per Year Without Financial Aid (Full-Time, In-State Students)



Total: \$19,334

[CLICK HERE](#) for typical out-of-state costs and any discipline-specific tuition

The cost to attend varies based on the individual circumstances of students and may be reduced through grants and scholarships.

CLICK HERE
To get a cost estimate for students like you!

Financial Aid Awarded to Undergraduates

Overall Financial Aid

• 98% of Fall 2006 full-time undergraduates received financial aid of some type including need-based loans, work study, and non need-based scholarships.

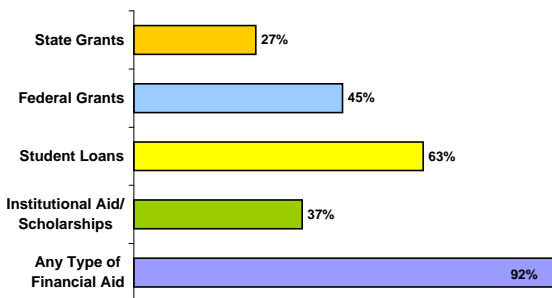
Annual Need-Based Scholarships & Grants

• 77% of Fall 2006 full-time undergraduates received need-based grants or scholarships; the average award for the year was \$12,170.

Annual Need-Based Loans

63% of Fall 2006 full-time undergraduates received need-based work-study and/or loans (not including parent loans); the average loan for the year was \$3,482.

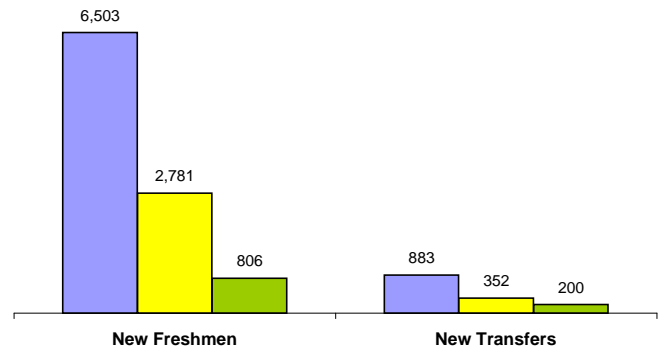
Percent of Fall 2006 First-Time Students Receiving Each Type of Financial Aid



NOTE: Student may receive aid from more than one source.

Undergraduate Admissions [More](#)

Applied Admitted Enrolled



Academic Preparation of New Freshman

Test(s) Required for Admission: SAT or ACT

Middle 50% of Test Score Range

	ACT	SAT
Composite	15-20	
Math	15-18	380-470
English	13-20	
Critical Reading		390-470

50% of admitted students have test scores within the ranges listed, 25% have scores above, and 25% have scores below.

Percent in top 25% of High School Graduating Class	17%
Percent in top 50% of High School Graduating Class	51%
Average High School GPA (4-point scale)	2.67

Degrees and Areas of Study [More](#)

Degrees Awarded at DSU in 2006-07

Bachelor's	404
Master's	138
Doctoral	2
Total	544

Areas of Study with the Largest Number of Undergraduate Degrees Awarded in 2006-07

Management	12%
Social Work	10%
Mass Communications	9%
Psychology	9%
Biology	5%
All other degree areas	55%
Total	100%

[CLICK HERE](#) for a list of undergraduate and graduate programs

The Del State Community

Delaware State University's 400-acre main campus was founded in 1891 as a land-grant institution. Conveniently located in Dover, Delaware, the campus is situated one hour south of Wilmington and north of the beach areas and just 1.5 hours south of Philadelphia, east of Baltimore, and Washington, DC. Delaware State University also has satellite sites in both Wilmington and Georgetown, Delaware.

Delaware State University's faculty is comprised of 184 faculty members within 20 academic departments with 146 faculty members possessing PhDs, 149 possessing a terminal degree (PhD, Terminal Master's or Flight Captain) and 39 have reached the academic rank of full professor. The student-to-faculty ratio is 20:1. The University has a total of 6 colleges, covering 63 undergraduate, 20 masters, and 5 doctoral degree programs.



Study at DSU [More](#)

Classroom Environment

Students per Faculty	14.29 to 1
Undergraduate classes with fewer than 30 students	78%
Undergraduate classes with fewer than 50 students	98%

Full-Time Instructional Faculty

Total Faculty	199
% Women	39%
% from Minority Groups	43%
% with Highest Degree in Field	83%

Carnegie Classification of Institutional Characteristics

Basic Type

Master's Colleges and Universities (smaller programs)

Size and Setting

Small four-year, highly residential

Enrollment Profile

Very high undergraduate

Undergraduate Profile

Full-time four-year, inclusive

Undergraduate Instructional Program

Professions plus arts & sciences, some graduate coexistence

Graduate Instructional Program

Postbaccalaureate with arts & sciences (other dominant fields)

Student Housing [More](#)

88% of new freshmen live on campus
61% of all undergraduates live on campus

Campus Safety [More](#)

The Police Department has the primary responsibility for security on campus. The perception of safety is important but the ability to make the student safe is greater. Our students will receive a professional customer service response. Additionally, having a professional Police Department allows a true partnership and respect amongst other law enforcement agencies. Delaware State University Police Department's mission is . . . "to support the administrative and financial performance of the University and provide a safe and healthy physical plant for students, faculty, staff and the public." The Department's efforts include preventive measures through

[CLICK HERE](#) for Campus Crime Statistics report.

Future Plans of Bachelor's Degree Recipients [More](#)

Data used to build graph are not yet available

NOTE: Institutional classifications based on the Carnegie 2005 edition.

[CLICK HERE](#) for more information on Carnegie Classifications.

